



## GERENCIA REGIONAL NORTE

PRODUCTOS LIMPIOS	EN GALONES				
COMERCIALIZADORA	1-15	16	17	DISPONIBILIDAD PRODUCTO	
<b>DIESEL 2 AUTOMOTRIZ</b>					
<b>TERM. EL BEATERIO</b>					
CLYAN SERVICES WORLD S.A	49.000			-6.000	
COMDECSA COMB.DEL ECUADOR	35.000	3.000	3.000		
ENERGYGAS	78.000	6.000	12.000		
EXXONMOBIL ECUADOR CIA.LTDA.	41.100	2.000	5.000		
LUTEXSA IND. Y COMERC. CIA LTD	129.800	16.250	7.000		
MASGAS S.A.	131.000	6.000	16.000		
PETROCOMERCIAL	524.400	37.000	37.250		
PETROCONDOR	84.000	7.500	8.000		
PETROLEOS Y SERVICIOS PYS C.A.	1.321.900	103.800	79.500	-30.000	
PETROL RIOS	45.000	4.000	2.000		
PETROWORLD S.A.	216.000	15.000	15.000		
PRIMAX	76.000	6.000	6.000	-2.000	
REPSOL-YPF COMERC.ECUADOR S.A.	298.000	24.500	31.000	-12.000	
TRIPETROL-GAS	80.500	10.000		-7.000	
<b>Total TERM. EL BEATERIO</b>	<b>3.109.700</b>	<b>241.050</b>	<b>221.750</b>	<b>-57.000</b>	<b>-</b>
<b>TERMINAL AMBATO</b>					
CLYAN SERVICES WORLD S.A	85.500	5.000	6.000	6.000	
LUTEXSA IND. Y COMERC. CIA LTD	72.000	4.000	6.000		
MASGAS S.A.	232.000	14.000	17.000		
PETROCOMERCIAL	462.000	32.000	31.500		
PETROCONDOR	28.000	4.000			
PETROLEOS Y SERVICIOS PYS C.A.	1.076.500	69.500	80.500	30.000	
PRIMAX	13.000				
REPSOL-YPF COMERC.ECUADOR S.A.	78.000	3.000	5.000		
TRIPETROL-GAS	80.000	4.000	7.000	6.000	
<b>Total TERMINAL AMBATO</b>	<b>2.127.000</b>	<b>135.500</b>	<b>153.000</b>	<b>42.000</b>	<b>-</b>
<b>TERMINAL ESMERALDAS</b>					
COMDECSA COMB.DEL ECUADOR	25.430		9.832	-35.262	
ENERGYGAS	22.054	3.440		-25.494	
CLYAN SERVICES	21.569		3.942	-25.511	
EXXONMOBIL ECUADOR CIA.LTDA.	76.545	981	3.930	-51.021	
LUTEXSA IND. Y COMERC. CIA LTD	68.799	3.933	8.840	-30.457	
MASGAS S.A.	100.204	7.860	7.870	-33.375	
PETROCOMERCIAL	187.071	10.792	13.763	-39.173	
PETROLEOS Y SERVICIOS PYS C.A.	262.891	21.602	23.618	-165.723	
PETROWORLD S.A.	58.870		9.816	-68.686	
PETROL RIOS	174.083	9.815	13.772	-74.905	
PRIMAX	49.876	3.929		-49.893	
REPSOL-YPF COMERC.ECUADOR S.A.	119.792	5.904	5.898	-60.865	
TRIPETROL-GAS	40.214	5.425		-39.744	
<b>Total TERMINAL ESMERALDAS</b>	<b>1.207.398</b>	<b>73.681</b>	<b>101.281</b>	<b>-700.109</b>	<b>-</b>
<b>TERMINAL RIOBAMBA</b>					
CLYAN	15.000				
DISPETROL S.A	10.000	1.000	1.000		
ENEGYGAS	10.000	1.000	1.000		
LUTEXSA IND. Y COMERC. CIA LTD	30.000	3.000	2.000		
MASGAS S.A.	73.000	5.000	7.000		
PETROCOMERCIAL	99.000	4.000	9.000		
PETROLEOS Y SERVICIOS PYS C.A.	376.000	31.000	28.000		
PRIMAX	37.000	4.000	2.000	2.000	
REPSOL-YPF COMERC.ECUADOR S.A.	111.000	10.000	6.000	12.000	
TRIPETROL-GAS	21.000	2.000	2.000	1.000	
<b>Total TERMINAL RIOBAMBA</b>	<b>782.000</b>	<b>61.000</b>	<b>58.000</b>	<b>15.000</b>	<b>-</b>
<b>TERMINAL SHUSHUFINDI</b>					
DISPETROL S.A	8.000				

EXXONMOBIL ECUADOR CIA.LTDA.	27.720	5.940			
LUTEXSA IND. Y COMERC. CIA LTD	80.000	10.000			
MASGAS S.A.	88.670	4.990	4.970		
PETROCOMERCIAL	204.015	12.870	13.860		
PETROLEOS Y SERVICIOS PYS C.A.	101.710	1.980	15.980		
PETROL RIOS	60.615	4.000	5.940		
REPSOL-YPF COMERC.ECUADOR S.A.	11.880		1.980		
<b>Total TERMINAL SHUSHUFINDI</b>	<b>582.610</b>	<b>39.780</b>	<b>42.730</b>	<b>-</b>	<b>-</b>
<b>TERMINAL STO DOMINGO</b>					
CLYAN SERVICES WORLD S.A	47.120	4.960	4.960	25.511	
COMDECSA COMB.DEL ECUADOR	107.632	5.952	9.424	35.262	
ENERGYGAS	56.048	5.952	4.960	25.494	
EXXONMOBIL ECUADOR CIA.LTDA.	137.888	14.880	11.904	58.939	
LUTEXSA IND. Y COMERC. CIA LTD	93.497	9.920	7.936	40.352	
MASGAS S.A.	184.708	22.320	13.888	60.099	
PETROCOMERCIAL	348.292	18.898	24.354	81.733	
PETROCONDOR	18.848	1.984	1.984	4.949	
PETROLEOS Y SERVICIOS PYS C.A.	716.621	65.472	55.056	252.317	
PETROL RIOS	319.424	25.792	21.824	115.003	
PETROWORLD S.A.	148.304	11.904	13.888	80.560	
PRIMAX	123.504	8.928	5.952	70.679	
REPSOL-YPF COMERC.ECUADOR S.A.	202.768	21.824	14.384	90.560	
TRIPETROL-GAS	111.104	8.928	9.920	39.744	
<b>Total TERMINAL STO DOMINGO</b>	<b>2.615.758</b>	<b>227.714</b>	<b>200.434</b>	<b>981.202</b>	<b>-</b>
<b>Total general</b>	<b>10.424.466</b>	<b>778.725</b>	<b>777.195</b>	<b>281.093</b>	<b>-</b>

<b>DIESEL 2 INDUSTRIAL</b>					
<b>TERM. EL BEATERIO</b>					
ANDIVEL	4.000	1.000	1.000		
CLYAN SERVICES WORLD S.A	34.000	3.000	1.000	253.258	
COMB.IND.OIL TRADER S.A.(BAS)	28.000	6.000	7.000	45.092	
CORPETROLSA S.A.				60.914	
EXXONMOBIL ECUADOR CIA.LTDA.	102.000	17.000		292.468	
LUTEXSA IND. Y COMERC. CIA LTD	20.000		2.000	33.435	
PARCESHI S.A.	79.000	9.000	3.000	41.287	
PETROCOMERCIAL	1.074.000	16.000	26.000	-693.800	
VEPAMIL S.A.	30.000		2.000	172.565	
<b>Total TERM. EL BEATERIO</b>	<b>1.371.000</b>	<b>52.000</b>	<b>42.000</b>	<b>205.219</b>	
<b>TERMINAL AMBATO</b>					
COMB.IND.OIL TRADER S.A.(BAS)	1.000				
EXXONMOBIL ECUADOR CIA.LTDA.	30.000				
PARCESHI	18.000		6.000		
PETROCOMERCIAL	152.000	13.000	6.000	31.678	
<b>Total TERMINAL AMBATO</b>	<b>201.000</b>	<b>13.000</b>	<b>12.000</b>	<b>31.678</b>	
<b>TERMINAL ESMERALDAS</b>					
OIL TRADER	172.316		3.936	-176.252	
CORPETROLSA S.A.	149.283	15.713	13.767	-108.042	
CLYAN SERVICES	284.549	29.471	11.792	-316.005	
PARCESHI	35.381		5.906	-41.287	
EXXONMOBIL ECUADOR CIA.LTDA.	391.907	7.856	30.968	-411.050	
SERCOMPETROL	11.850				
LUTEXSA IND. Y COMERC. CIA LTD	33.435			-33.435	
PETROCOMERCIAL	692.504	22.591	39.304	-645.249	
PETROLRIOS					
VEPAMIL S.A.	152.904	33.399		-180.351	
<b>Total TERMINAL ESMERALDAS</b>	<b>1.924.129</b>	<b>109.030</b>	<b>105.673</b>	<b>-1.911.671</b>	
<b>TERMINAL RIOBAMBA</b>					
PETROCOMERCIAL	43.000		3.000		
CORPETROLSA S.A.					
CLYAN	87.000	9.000	6.000		
<b>Total TERMINAL RIOBAMBA</b>	<b>130.000</b>	<b>9.000</b>	<b>9.000</b>	<b>-</b>	
<b>TERMINAL SHUSHUFINDI</b>					
CORPETROLSA S.A.	36.000	6.000			
COMB.IND.OIL TRADER S.A.(BAS)		12.000			
CLYAN SERVICES	108.000		6.000	19.571	
EXXONMOBIL ECUADOR CIA.LTDA.	14.880				
LUTEXSA IND. Y COMERC. CIA LTD					
PARCESHI	30.000	6.000			
PETROCOMERCIAL	1.856.520	132.780	135.760	-1.989.579	
<b>TERMINAL SHUSHUFINDI</b>	<b>2.045.400</b>	<b>156.780</b>	<b>141.760</b>	<b>-1.970.008</b>	
<b>TERMINAL STO DOMINGO</b>					
COMB.IND.OIL TRADER S.A.(BAS)	37.696		3.968	131.160	
CORPETROLSA S.A.				47.128	
CLYAN SERVICES				43.176	
EXXONMOBIL ECUADOR CIA.LTDA.	27.776			137.388	
LUTEXSA IND. Y COMERC. CIA LTD	15.872				
PARCESHI S.A.					
PETROCOMERCIAL	108.184	23.824		176.636	
PETROLRIOS	37.696	3.472	3.472		
VEPAMIL S.A.	83.328	5.952	11.904	39.458	
<b>Total TERMINAL STO DOMINGO</b>	<b>310.552</b>	<b>33.248</b>	<b>19.344</b>	<b>574.946</b>	
<b>Total general</b>	<b>5.982.081</b>	<b>373.058</b>	<b>329.777</b>	<b>-3.069.836</b>	
<b>DIESEL 2 INDUSTRIAL (PETROPRODUCCION, PETROAMAZONAS Y PETROAMAZONAS-PERENCO)</b>					
PETROCOMERCIAL	3.015.323	120.780	142.592		
<b>Total TERMINAL SHUSHUFINDI</b>	<b>3.015.323</b>	<b>120.780</b>	<b>142.592</b>	<b>-</b>	
<b>DIESEL PREMIUM</b>					
<b>5.982.081</b>					
<b>TERM. EL BEATERIO</b>					
CLYAN SERVICES WORLD S.A					
COMDECSA COMB.DEL ECUADOR	118.000	12.000	11.000		
DISPETROL S.A	12.000	1.000	1.000		
ENERGYGAS S.A.	148.000	7.000	11.000		

EXXONMOBIL ECUADOR CIA.LTDA.	278.600	21.200	22.300		
LUTEXSA IND. Y COMERC. CIA LTD	207.000	18.000	12.000		
MASGAS S.A.	212.000	19.000	17.000		
PETROCOMERCIAL	695.000	58.000	56.000		
PETROCONDOR	77.000	6.000	6.000		
PETROLEOS Y SERVICIOS PYS C.A.	292.500	22.000	23.500		
PETROWORD	26.000		4.000		
PRIMAX	209.000	16.000	18.000		
REPSOL-YPF COMERC.ECUADOR S.A.	619.000	46.000	48.000		
TRIPETROL-GAS	24.000	2.000	3.000		
<b>TERMINAL BEATERIO</b>	<b>2.918.100</b>	<b>228.200</b>	<b>232.800</b>	<b>-</b>	
<b>TERM. SANTO DOMINGO</b>					
COMDECSA COMB.DEL ECUADOR					
DISPETROL S.A					
ENERGYGAS S.A.					
EXXONMOBIL ECUADOR CIA.LTDA.					
LUTEXSA IND. Y COMERC. CIA LTD					
MASGAS S.A.					
PETROCOMERCIAL					
PETROCONDOR					
PETROLEOS Y SERVICIOS PYS C.A.					
PETROWORD					
PRIMAX					
REPSOL-YPF COMERC.ECUADOR S.A.					
TRIPETROL-GAS					
<b>TERMINAL SANTO DOMINGO</b>	<b>-</b>	<b>-</b>	<b>-</b>	<b>-</b>	
<b>TOTAL DIESEL 2 PREMIUM</b>	<b>2.918.100</b>	<b>228.200</b>	<b>232.800</b>	<b>-</b>	

**GAS. EXTRA AUTOMOTRIZ****TERM. EL BEATERIO**

CLYAN SERVICES WORLD S.A	5.000				
COMDECSA COMB.DEL ECUADOR	246.000	25.000	22.000		
DISPETROL S.A	136.000	13.000	18.000		
ENERGYGAS S.A.	255.000	25.000	14.000		
EXXONMOBIL ECUADOR CIA.LTDA.	636.400	48.900	46.800		
LUTEXSA IND. Y COMERC. CIA LTD	437.200	28.750	35.000		
MASGAS S.A.	270.500	28.000	21.500		
PETROCOMERCIAL	1.959.500	129.500	136.600		
PETROCONDOR	157.750	14.500	10.000		
PETROLEOS Y SERVICIOS PYS C.A.	1.384.400	94.650	87.900	3.000	
PETROL RIOS	12.000	1.000			
PETROWORLD S.A.	79.000	3.000	3.000		
PRIMAX	440.000	31.000	28.000	-2.000	
REPSOL-YPF COMERC.ECUADOR S.A.	754.000	58.500	75.000	-2.000	
TRIPETROL-GAS	141.500	13.000	3.000	-1.000	
<b>Total Beaterio</b>	<b>6.914.250</b>	<b>513.800</b>	<b>500.800</b>	<b>-2.000</b>	

**TERMINAL AMBATO**

CLYAN SERVICES WORLD S.A	65.500	7.500	3.000		
LUTEXSA IND. Y COMERC. CIA LTD	80.000	4.000	7.000		
MASGAS S.A.	276.000	23.000	16.000		
PETROCOMERCIAL	557.000	43.000	33.500		
PETROCONDOR	2.000				
PETROLEOS Y SERVICIOS PYS C.A.	1.050.000	85.000	81.500	-3.000	
PRIMAX	10.000				
REPSOL-YPF COMERC.ECUADOR S.A.	64.000	3.000	3.000		
TRIPETROL-GAS	82.000	6.000	4.000		
<b>Total Ambato</b>	<b>2.186.500</b>	<b>171.500</b>	<b>148.000</b>	<b>-3.000</b>	

**TERMINAL ESMERALDAS**

COMDECSA COMB.DEL ECUADOR					
EXXONMOBIL ECUADOR CIA.LTDA.	60.617	3.907	11.764	6.930	
ENERGYGAS S.A.	9.287			-9.287	
LUTEXSA IND. Y COMERC. CIA LTD	27.348		8.825	-944	
MASGAS S.A.	48.888	1.951	1.959	8.910	
PETROCOMERCIAL	90.609	8.309	3.920	8.910	
PETROLEOS Y SERVICIOS PYS C.A.	131.083	15.613	15.684	-10.547	
PETROL RIOS	92.937	8.783	5.881	7.725	
PETROWORLD S.A.					
PRIMAX	29.323			3.960	
REPSOL-YPF COMERC.ECUADOR S.A.	78.195		10.772	-3.844	
TRIPETROL-GAS	22.530		5.872	-26.465	
<b>Total TERMINAL ESMERALDAS</b>	<b>590.817</b>	<b>38.563</b>	<b>64.677</b>	<b>-14.652</b>	

**TERMINAL RIOBAMBA**

CLYAN	13.000				
DISPETROL S.A	24.000	2.000	5.000		
ENERGYGAS S.A.	38.000	3.000	3.000		
LUTEXSA IND. Y COMERC. CIA LTD	11.000		1.000		
MASGAS S.A.	60.000	5.000	5.000		
PETROCOMERCIAL	136.000	8.000	17.000		
PETROLEOS Y SERVICIOS PYS C.A.	364.000	28.000	31.000		
PRIMAX	35.000	4.000	6.000	2.000	
REPSOL-YPF COMERC.ECUADOR S.A.	61.000	2.000	6.000	2.000	
TRIPETROL-GAS	11.000	2.000	2.000	1.000	
<b>Total TERMINAL RIOBAMBA</b>	<b>753.000</b>	<b>54.000</b>	<b>76.000</b>	<b>5.000</b>	

**TERMINAL SHUSHUFINDI**

DISPETROL S.A	14.000				
EXXONMOBIL ECUADOR CIA.LTDA.	31.680	3.960			
LUTEXSA IND. Y COMERC. CIA LTD	89.000	1.000	6.000		
MASGAS S.A.	88.570	4.970	2.990		
PETROCOMERCIAL	146.995		7.910		
PETROLEOS Y SERVICIOS PYS C.A.	74.820	4.000	2.990		
PETROL RIOS	32.930	2.000	1.000		
REPSOL-YPF COMERC.ECUADOR S.A.	15.760		1.970		
<b>Total TERMINAL SHUSHUFINDI</b>	<b>493.755</b>	<b>15.930</b>	<b>22.860</b>	<b>-</b>	

<b>TERMINAL STO DOMINGO</b>					
CLYAN SERVICES WORLD S.A	13.365	990	990		
COMDECSA COMB.DEL ECUADOR	62.865	4.950	2.970		
ENERGYGAS S.A.	34.650	990	990	9.287	
EXXONMOBIL ECUADOR CIA.LTDA.	126.720	9.900	5.940	-6.930	
LUTEXSA IND. Y COMERC. CIA LTD	72.322	6.930	3.960	2.916	
MASGAS S.A.	94.842	5.445	5.940	-5.953	
PETROCOMERCIAL	210.974	17.326	12.821	23.616	
PETROCONDOR	19.800	990	1.980	4.928	
PETROLEOS Y SERVICIOS PYS C.A.	499.257	36.630	36.135	52.930	
PETROL RIOS	390.358	26.235	25.740	9.524	
PETROWORLD S.A.	51.975	5.940	3.960	7.888	
PRIMAX	132.660	5.940	10.890	1.954	
REPSOL-YPF COMERC.ECUADOR S.A.	78.161	3.960	5.445	3.844	
TRIPETROL-GAS	88.605	8.910	5.940	26.465	
<b>Total TERMINAL STO DOMINGO</b>	<b>1.876.554</b>	<b>135.136</b>	<b>123.701</b>	<b>130.469</b>	
<b>Total GAS. EXTRA AUTOMOTRIZ</b>	<b>12.814.876</b>	<b>928.929</b>	<b>936.038</b>	<b>115.817</b>	

<b>GAS. SUPER AUTOMOTRIZ</b>					
<b>TERM. EL BEATERIO</b>					
CLYAN SERVICES WORLD S.A	1.000				
COMDECSA COMB.DEL ECUADOR	69.000	8.000	6.000		
DISPETROL S.A	44.000	4.000	5.000		
ENERGYGAS S.A.	31.000	2.000	5.000		
EXXONMOBIL ECUADOR CIA.LTDA.	167.800	21.000	14.000		
LUTEXSA IND. Y COMERC. CIA LTD	166.000	9.000	14.000	-2.000	
MASGAS S.A.	83.500	9.000	5.500		
PETROCOMERCIAL	1.359.100	93.500	80.150		
PETROCONDOR	33.250	1.000	2.000		
PETROLEOS Y SERVICIOS PYS C.A.	216.450	16.350	12.000	1.000	
PETROL RIOS	11.000	3.000			
PETROWORLD S.A.	17.000	2.000	4.000		
PRIMAX	163.000	9.000	10.000	-2.000	
REPSOL-YPF COMERC.ECUADOR S.A.	182.000	12.000	12.000	-2.000	
TRIPETROL-GAS	16.000	1.000			
<b>Total TERM. EL BEATERIO</b>	<b>2.560.100</b>	<b>190.850</b>	<b>169.650</b>	<b>-5.000</b>	
<b>TERMINAL AMBATO</b>					
CLYAN SERVICES WORLD S.A	17.000	1.500	1.000		
DISPETROL S.A	10.000	2.000			
ENERGYGAS S.A.	4.000	4.000			
LUTEXSA IND. Y COMERC. CIA LTD	14.000	3.000	1.000	2.000	
MASGAS S.A.	48.000	5.000	2.000		
PETROCOMERCIAL	241.000	23.000	13.000		
PETROLEOS Y SERVICIOS PYS C.A.	239.000	27.500	15.000	-1.000	
PRIMAX	1.000			2.000	
REPSOL-YPF COMERC.ECUADOR S.A.	18.000	4.000		2.000	
TRIPETROL-GAS	10.000	2.000	1.000		
<b>Total TERMINAL AMBATO</b>	<b>602.000</b>	<b>72.000</b>	<b>33.000</b>	<b>5.000</b>	
<b>TERMINAL ESMERALDAS</b>					
EXXONMOBIL ECUADOR CIA.LTDA.	7.852	6.843		8.910	
COMDECSA COMB.DEL ECUADOR					
ENERGYGAS		488		-488	
LUTEXSA IND. Y COMERC. CIA LTD	3.887	3.907		3.960	
MASGAS S.A.	1.951	3.906		990	
PETROCOMERCIAL	10.750	7.816	975	12.870	
PETROLEOS Y SERVICIOS PYS C.A.	5.886	11.722		3.982	
PETROL RIOS	18.599	14.654		20.335	
PRIMAX	3.895	5.864		1.980	
REPSOL-YPF COMERC.ECUADOR S.A.	7.843	6.853	978	7.932	
TRIPETROL-GAS		1.951		-1.951	
<b>Total TERMINAL ESMERALDAS</b>	<b>60.663</b>	<b>64.004</b>	<b>1.953</b>	<b>58.520</b>	
<b>TERMINAL STO DOMINGO</b>					
CLYAN SERVICES WORLD S.A	1.980				
COMDECSA COMB.DEL ECUADOR	30.690	2.970	990		
ENERGYGAS S.A.	5.445	990		488	
EXXONMOBIL ECUADOR CIA.LTDA.	48.510	2.970	1.980	-8.910	
LUTEXSA IND. Y COMERC. CIA LTD	28.019	2.970		-3.960	
MASGAS S.A.	45.540	3.960	1.980	-990	
PETROCOMERCIAL	104.695	4.406	1.485	-12.870	
PETROCONDOR	990	990			
PETROLEOS Y SERVICIOS PYS C.A.	156.317	5.940	3.465	-3.982	
PETROL RIOS	99.000	990	1.980	-20.335	
PETROWORLD S.A.	3.960	1.980	1.980		
PRIMAX	49.995	990	2.970	-1.980	
REPSOL-YPF COMERC.ECUADOR S.A.	34.106			-7.932	
TRIPETROL-GAS	26.235		1.980	1.951	
<b>Total TERMINAL STO DOMINGO</b>	<b>635.482</b>	<b>29.156</b>	<b>18.810</b>	<b>-58.520</b>	
<b>Total general</b>	<b>3.858.245</b>	<b>356.010</b>	<b>223.413</b>	<b>-</b>	



## ABASTECEDPRA OPERATIVA DISTRITAL SUR

PRODUCTOS LIMPIOS					
COMERCIALIZADORA	1-15	16	17	DISPONIBILIDAD PRODUCTO	DSCTO. POR DIESEL PREMIUM
<b>DIESEL 2 AUTOMOTRIZ</b>					
<b>TERMINAL BALTRA</b>					
PETROCOMERCIAL			27.648		
<b>TOTAL TERMINAL BALTRA</b>	-	-	27.648	-	-
<b>TERMINAL CUENCA</b>					
CLYAN SERVICES			65.765		- 17.934
EXXONMOBIL ECUADOR CIA.LTDA.			75.263		- 46.349
LUTEXSA IND. Y COMERC. CIA LTD			179.897		- 82.227
MASGAS S.A.			171.433		
PETROCOMERCIAL			385.241		
PETROLEOS Y SERVICIOS PYS C.A.			736.562		- 270.154
PETROLRIOS			9.966		
PRIMAX			137.558		- 80.730
REPSOL-YPF COMERC.ECUADOR S.A.			197.373		- 82.029
<b>TOTAL TERMINAL CUENCA</b>	-	-	1.959.058	-	-579.423
<b>TERMINAL LA LIBERTAD</b>					
LUTEXSA IND. Y COMERC. CIA LTD			25.740		
PETROCOMERCIAL			45.045		
PETROLEOS Y SERVICIOS PYS C.A.			224.812		
PRIMAX			41.664		
REPSOL-YPF COMERC.ECUADOR S.A.			165.928		
<b>TOTAL TERMINAL LA LIBERTAD</b>	-	-	503.189	-	-
<b>TERMINAL LA TOMA</b>					
CLYAN SERVICES			42.725		
COMDECSA COMB.DEL ECUADOR			9.937		
LUTEXSA IND. Y COMERC. CIA LTD			51.671		
MASGAS S.A.			147.055		
PETROCOMERCIAL			392.984		
PETROLEOS Y SERVICIOS PYS C.A.			476.533		
REPSOL-YPF COMERC.ECUADOR S.A.			142.093		
<b>Total TERM. LA TOMA</b>	-	-	1.262.998	-	-
<b>TERMINAL MANTA</b>					
COMDECSA COMB.DEL ECUADOR			31.654		
EXXONMOBIL ECUADOR CIA.LTDA.			49.462		
LUTEXSA IND. Y COMERC. CIA LTD			4.946		
MASGAS S.A.			91.210		
PETROCOMERCIAL			142.752		
PETROLEOS Y SERVICIOS PYS C.A.			447.591	3.462	
PETROLRIOS			519.561		
PRIMAX			222.588		
REPSOL-YPF COMERC.ECUADOR S.A.			233.854		
<b>Total TERMINAL MANTA</b>	-	-	1.743.618	3.462	-
<b>TERMINAL PASCUALES</b>					
CLYAN SERVICES WORLD S.A			243.690		
COMDECSA COMB.DEL ECUADOR			115.210		
DISPETROL S.A			12.870		
EXXONMOBIL ECUADOR CIA.LTDA.			946.162	-7.918	
LUTEXSA IND. Y COMERC. CIA LTD			1.209.857	-9.895	
MASGAS S.A.			1.087.070	-26.724	
PETROCOMERCIAL			1.103.197	-42.560	
PETROLEOS Y SERVICIOS PYS C.A.			1.446.443	-88.089	
PETROL RIOS			1.340.478	-42.065	
PRIMAX			505.793	-20.786	
PETROCONDOR			4.949	-4.949	
PETROWORLD S.A.			15.832	-11.874	
REPSOL-YPF COMERC.ECUADOR S.A.			1.294.542	-29.695	
TECPLUS S.A.			348.520		
TRIPETROL-GAS			126.200		

<b>Total TERMINAL PASCUALES</b>	-	-	<b>9.800.813</b>	<b>-284.555</b>	<b>-</b>
<b>Total general</b>	-	-	<b>15.297.324</b>	<b>-281.093</b>	<b>-579.423</b>

<b>DIESEL 2 INDUSTRIAL</b>					
<b>TERMINAL BALTRA</b>					
PETROCOMERCIAL			606		
<b>TOTAL TERMINAL BALTRA</b>	-	-	606	-	
<b>TERMINAL CUENCA</b>					
ANDIVEL					
CLYAN SERVICES					
COMB.IND.OIL TRADER S.A.(BAS)					
EXXONMOBIL ECUADOR CIA.LTDA.			53.824		
LUTEXSA IND. Y COMERC. CIA LTD			177.592		
PARCESHI			27.916		
PETROCOMERCIAL			305.945		
VEPAMIL S.A.			75.810		
<b>TOTAL TERMINAL CUENCA</b>	-	-	641.087	-	
<b>TERMINAL LA LIBERTAD</b>					
ANDIVEL					
CORPETROLSA S.A.		-	-		
DISTRISSEL DIST. DIESEL S.A.			2.969		
EXXONMOBIL ECUADOR CIA.LTDA.			27.720		
LUTEXSA IND. Y COMERC. CIA LTD					
PARCESHI			3.959		
PETROCOMERCIAL			43.889		
SERCOMPETROL					
VEPAMIL S.A.			45.526		
<b>Total TERM. LA LIBERTAD</b>	-	-	124.063	-	
<b>TERMINAL LA TOMA</b>					
PETROCOMERCIAL			112.282		
CORPETROLSA S.A.			15.900		
PARCESHI			24.843		
VEPAMIL S.A.			11.925		
<b>Total TERMINAL LA TOMA</b>	-	-	164.950	-	
<b>TERMINAL MANTA</b>					
COMB.IND.OIL TRADER S.A.(BAS)			5.936		
EXXONMOBIL ECUADOR CIA.LTDA.			174.110		
LUTEXSA IND. Y COMERC. CIA LTD			3.956		
MARZAM			16.816		
OCEAN OIL			51.449		
PARCESHI					
PETROCOMERCIAL			100.897		
PETROLRIOS			4.946		
SERCOMPETROL					
TRANSMABO			29.677		
VEPAMIL S.A.					
<b>Total TERMINAL MANTA</b>	-	-	387.787	-	
<b>TERMINAL PASCUALES</b>					
ANDIVEL			33.660		
CLYAN SERVICES WORLD S.A					
COMB.IND.OIL TRADER S.A.(BAS)			252.394		
CORPETROLSA S.A.			55.433		
DISTRISSEL DIST. DIESEL S.A.			137.588		
EXXONMOBIL ECUADOR CIA.LTDA.			366.228	-18.806	
GUELFY S.A.			238.559		
LUTEXSA IND. Y COMERC. CIA LTD			209.785		
PARCESHI			560.266		
PETROCOMERCIAL			1.044.512	-158.381	
PETROLRIOS			3.959		
SERCOMPETROL			612.678		
TECPLUS S.A.			51.473		
TRANSMABO			196.911		
VEPAMIL S.A.			760.178	-31.672	
<b>Total TERMINAL PASCUALES</b>	-	-	4.523.624	-208.859	
<b>Total general</b>	-	-	5.842.117	-208.859	
<b>DIESEL PREMIUM</b>					5.842.117
<b>TERMINAL CUENCA</b>					
CLYAN SERVICES			18.940	-	17.934

EXXONMOBIL ECUADOR CIA.LTDA.			44.357	-	46.349
LUTEXSA IND. Y COMERC. CIA LTD			86.711	-	82.227
PETROLEOS Y SERVICIOS PYS C.A.			247.723	-	270.154
PRIMAX			91.695	-	80.730
REPSOL-YPF COMERC.ECUADOR S.A.			74.458	-	82.029
<b>Total TERMINAL CUENCA</b>	-	-	<b>563.884</b>	-	<b>579.423</b>

<b>GAS. EXTRA AUTOMOTRIZ</b>					
<b>TERM. BALTRA</b>					
PETROCOMERCIAL			94.442		
<b>Total BALTRA</b>	-	-	94.442	-	
<b>TERMINAL CUENCA</b>					
CLYAN SERVICES WORLD S.A			93.795		
EXXONMOBIL ECUADOR CIA.LTDA.			235.728		
LUTEXSA IND. Y COMERC. CIA LTD			260.604		
MASGAS S.A.			111.626		
PETROCOMERCIAL			276.180		
PETROLEOS Y SERVICIOS PYS C.A.			696.807		
PETROLRIOS			8.969		
PRIMAX			431.700		
REPSOL-YPF COMERC.ECUADOR S.A.			286.207		
<b>TOTAL CUENCA</b>	-	-	2.401.616	-	
<b>TERMINAL LIBERTAD</b>					
LUTEXSA IND. Y COMERC. CIA LTD			27.720		
PETROCOMERCIAL			52.965		
PETROLEOS Y SERVICIOS PYS C.A.			250.634		
PETROLRIOS					
PRIMAX			91.109		
REPSOL-YPF COMERC.ECUADOR S.A.			145.433		
<b>Total TERMINAL LIBERTAD</b>	-	-	567.861	-	
<b>TERMINAL LA TOMA</b>					
CLYAN SERVICES WORLD S.A			30.698		
COMDECSA COMB.DEL ECUADOR			10.894		
LUTEXSA IND. Y COMERC. CIA LTD			15.847		
MASGAS S.A.			71.300		
PETROCOMERCIAL			308.482		
PETROLEOS Y SERVICIOS PYS C.A.			413.101		
REPSOL-YPF COMERC.ECUADOR S.A.			191.133		
<b>Total TERMINAL LA TOMA</b>	-	-	1.041.455	-	
<b>TERMINAL MANTA</b>					
COMDECSA COMB.DEL ECUADOR			23.645		
EXXONMOBIL ECUADOR CIA.LTDA.			130.015	15.770	
LUTEXSA IND. Y COMERC. CIA LTD			12.803		
MASGAS S.A.			100.858		
PETROCOMERCIAL			205.309	16.759	
PETROLEOS Y SERVICIOS PYS C.A.			373.195	13.307	
PETROLRIOS			408.116	24.643	
PRIMAX			221.661	38.941	
REPSOL-YPF COMERC.ECUADOR S.A.			192.075	13.803	
<b>Total TERMINAL MANTA</b>	-	-	1.667.677	123.223	
<b>TERMINAL PASCUALES</b>					
CLYAN SERVICES WORLD S.A			195.925		
COMDECSA COMB.DEL ECUADOR			88.116		
DISPETROL S.A			45.833		
ENERGYGAS S.A.					
PETROCONDOR					
EXXONMOBIL ECUADOR CIA.LTDA.			1.107.391	-15.770	
LUTEXSA IND. Y COMERC. CIA LTD			1.153.932	-1.972	
MASGAS S.A.			794.411	-2.957	
PETROCOMERCIAL			1.259.208	-49.285	
PETROLEOS Y SERVICIOS PYS C.A.			757.303	-55.690	
PETROLRIOS			734.395	-41.892	
PETROCONDOR			4.928	-4.928	
PRIMAX			1.178.418	-44.855	
PETROWORLD S.A.			7.888	-7.888	
REPSOL-YPF COMERC.ECUADOR S.A.			1.030.646	-13.803	
TECPLUS S.A.			275.985		
TRIPETROL-GAS			142.916		
<b>Total TERMINAL PASCUALES</b>	-	-	8.777.295	-239.040	
<b>Total general</b>	-	-	14.550.346	-115.817	

<b>GAS. SUPER AUTOMOTRIZ</b>					
<b>TERM. CUENCA</b>					
CLYAN SERVICES WORLD S.A			13.972		
EXXONMOBIL ECUADOR CIA.LTDA.			42.365		
LUTEXSA IND. Y COMERC. CIA LTD			38.874		
MASGAS S.A.			13.956		
PETROCOMERCIAL			70.257		
PETROLEOS Y SERVICIOS PYS C.A.			175.667		
PETROLRIOS			997		
PRIMAX			84.745		
REPSOL-YPF COMERC.ECUADOR S.A.			79.276		
<b>Total TERM. CUENCA</b>	-	-	<b>520.109</b>	-	
<b>TERMINAL PASCUALES</b>					
CLYAN SERVICES WORLD S.A			76.884		
COMDECSA COMB.DEL ECUADOR			50.473		
DISPETROL S.A			9.850		
EXXONMOBIL ECUADOR CIA.LTDA.			524.086		
LUTEXSA IND. Y COMERC. CIA LTD			308.366		
MASGAS S.A.			177.682		
PETROCOMERCIAL			910.570		
PETROLEOS Y SERVICIOS PYS C.A.			328.148		
PETROLRIOS			309.297		
PRIMAX			694.389		
REPSOL-YPF COMERC.ECUADOR S.A.			328.570		
TECPLUS S.A.			26.325		
TRIPETROL-GAS			16.268		
<b>Total TERMINAL PASCUALES</b>	-	-	<b>3.760.908</b>	-	
<b>Total general</b>	-	-	<b>4.281.017</b>	-	



**CONSOLIDADO NACIONAL**



PRODUCTOS LIMPIOS					
COMERCIALIZADORA	1-15	16	17	DISPONIBILIDAD PRODUCTO	DSCTO. POR DIESEL PREMIUM
<b>DIESEL 2 AUTOMOTRIZ</b>					
CLYAN SERVICES WORLD S.A	218.189	9.960	367.082	-	-17.934
COMDECSA COMB.DEL ECUADOR	168.062	8.952	179.057	-	-
ENERGYGAS	166.102	16.392	17.960	-	-
EXXONMOBIL ECUADOR CIA.LTDA.	283.253	23.801	1.091.721	-	-46.349
LUTEXSA IND. Y COMERC. CIA LTD	474.096	47.103	1.503.887	-	-82.227
MASGAS S.A.	809.582	60.170	1.563.496	-	-
PETROCOMERCIAL	1.824.778	115.560	2.226.594	-	-
PETROCONDOR	130.848	13.484	14.933	-	-
PETROLEOS Y SERVICIOS PYS C.A.	3.855.622	293.354	3.614.595	1.967	-270.154
PETROL RIOS	599.122	43.607	1.913.541	-1.967	-
PETROWORLD S.A.	423.174	26.904	54.536	-	-
PRIMAX	299.380	22.857	921.555	-	-80.730
REPSOL-YPF COMERC.ECUADOR S.A.	821.440	65.228	2.098.052	-	-82.029
TRIPETROL-GAS	332.818	30.353	145.120	-	-
DISPETROL	18.000	1.000		-	-
TECPLUS	-	-	348.520	-	-
<b>TOTAL DIESEL 2 AUTOMOTRIZ</b>	<b>10.424.466</b>	<b>778.725</b>	<b>16.060.649</b>	<b>-</b>	<b>-579.423</b>
<b>DIESEL 2 INDUSTRIAL</b>					
ANDIVEL	4.000	1.000	34.660	-	-
CLYAN SERVICES WORLD S.A	513.549	41.471	24.792	-	-
COMB.IND.OIL TRADER S.A.(BAS)	239.012	18.000	273.234	-	-
CORPETROLSA S.A.	185.283	21.713	85.100	-	-
EXXONMOBIL ECUADOR CIA.LTDA.	566.563	24.856	652.850	-	-
LUTEXSA IND. Y COMERC. CIA LTD	69.307	-	393.333	-	-
PARCESHI S.A.	162.381	15.000	631.890	-	-
PETROCOMERCIAL	6.941.531	328.975	1.960.787	- 3.278.695	-
PETROLRIOS	37.696	3.472	12.377	-	-
VEPAMIL S.A.	266.232	39.351	907.343	-	-
DISTRISSEL	-	-	140.557	-	-
OCEAN OIL	-	-	51.449	-	-
SERCOMPETROL	11.850	-	612.678	-	-
TRANSMABO	-	-	226.588	-	-
GUELFY	-	-	238.559	-	-
MARZAM	-	-	16.816	-	-
TECPLUS	-	-	51.473	-	-
<b>Total DIESEL 2 INDUSTRIAL</b>	<b>8.997.404</b>	<b>493.838</b>	<b>6.314.486</b>	<b>-3.278.695</b>	<b>-</b>
<b>DIESEL PREMIUM</b>					
COMDECSA COMB.DEL ECUADOR	118.000	12.000	11.000	-	-
CLYAN SERVICES	-	-	18.940	-	17.934
DISPETROL S.A	12.000	1.000	1.000	-	-
ENERGYGAS S.A.	148.000	7.000	11.000	-	-
EXXONMOBIL ECUADOR CIA.LTDA.	278.600	21.200	66.657	-	46.349
LUTEXSA IND. Y COMERC. CIA LTD	207.000	18.000	98.711	-	82.227
MASGAS S.A.	212.000	19.000	17.000	-	-
PETROCOMERCIAL	695.000	58.000	56.000	-	-
PETROCONDOR	77.000	6.000	6.000	-	-
PETROLEOS Y SERVICIOS PYS C.A.	292.500	22.000	271.223	-	270.154
PETROWORD	26.000	-	4.000	-	-
PRIMAX	209.000	16.000	109.695	-	80.730
REPSOL-YPF COMERC.ECUADOR S.A.	619.000	46.000	122.458	-	82.029
TRIPETROL-GAS	24.000	2.000	3.000	-	-
<b>TOTAL DIESEL 2 PREMIUM</b>	<b>2.918.100</b>	<b>228.200</b>	<b>796.684</b>	<b>-</b>	<b>579.423</b>

<b>GAS. EXTRA AUTOMOTRIZ</b>					
CLYAN SERVICES WORLD S.A	96.865	8.490	324.408	-	-
COMDECSA COMB.DEL ECUADOR	308.865	29.950	147.625	-	-
DISPETROL S.A	174.000	15.000	68.833	-	-
ENERGYGAS S.A.	336.937	28.990	17.990	-	-
EXXONMOBIL ECUADOR CIA.LTDA.	855.417	66.667	1.537.638	-	-
LUTEXSA IND. Y COMERC. CIA LTD	716.870	40.680	1.532.691	-	-
MASGAS S.A.	838.800	68.366	1.131.584	-	-
PETROCOMERCIAL	3.101.078	206.135	2.408.337	-	-
PETROCONDOR	179.550	15.490	11.980	-	-
PETROLEOS Y SERVICIOS PYS C.A.	3.503.560	263.893	2.746.249	-	-
PETROL RIOS	528.225	38.018	1.184.101	-	-
PETROWORLD S.A.	130.975	8.940	6.960	-	-
PRIMAX	646.983	40.940	1.967.778	-	-
REPSOL-YPF COMERC.ECUADOR S.A.	1.051.116	67.460	1.947.681	-	-
TRIPETROL-GAS	345.635	29.910	163.728	-	-
TECPLUS	-	-	275.985	-	-
<b>Total GASOLINA EXTRA</b>	<b>12.814.876</b>	<b>928.929</b>	<b>15.473.568</b>	<b>-</b>	<b>-</b>
<b>GAS. SUPER AUTOMOTRIZ</b>					
CLYAN SERVICES WORLD S.A	19.980	1.500	91.856	-	-
COMDECSA COMB.DEL ECUADOR	99.690	10.970	57.463	-	-
DISPETROL S.A	54.000	6.000	14.850	-	-
ENERGYGAS S.A.	40.445	7.478	5.000	-	-
EXXONMOBIL ECUADOR CIA.LTDA.	224.162	30.813	582.431	-	-
LUTEXSA IND. Y COMERC. CIA LTD	211.906	18.877	362.240	-	-
MASGAS S.A.	178.991	21.866	201.118	-	-
PETROCOMERCIAL	1.715.545	128.722	1.076.437	-	-
PETROCONDOR	34.240	1.990	2.000	-	-
PETROLEOS Y SERVICIOS PYS C.A.	617.653	61.512	534.280	-	-
PETROL RIOS	128.599	18.644	312.274	-	-
PETROWORLD S.A.	20.960	3.980	5.980	-	-
PRIMAX	217.890	15.854	792.104	-	-
REPSOL-YPF COMERC.ECUADOR S.A.	241.949	22.853	420.824	-	-
TRIPETROL-GAS	52.235	4.951	19.248	-	-
TECPLUS	-	-	26.325	-	-
<b>TOTAL GASOLINA SUPER</b>	<b>3.858.245</b>	<b>356.010</b>	<b>4.504.430</b>	<b>-</b>	<b>-</b>

TOTAL DESPACHO AL 17/SEP/09	PROMEDIO DÍA PROGRAMADO INICIAL	PROMEDIO DÍA DESPACHADO	SALDO	CUMP. (%)	PROMEDIO DÍA PROGRAMADO AJUSTADO	CUMP. AJUSTADO (%)
-----------------------------	---------------------------------	-------------------------	-------	-----------	----------------------------------	--------------------

43.000	3.196	2.529	52.880	79,14%	3.196	79,14%
41.000	2.346	2.412	29.380	102,80%	2.346	102,80%
96.000	5.346	5.647	64.376	105,63%	5.346	105,63%
48.100	2.468	2.829	25.947	114,63%	2.468	114,63%
153.050	8.849	9.003	112.405	101,75%	8.849	101,75%
153.000	9.783	9.000	140.486	92,00%	9.783	92,00%
598.650	33.756	35.215	414.038	104,32%	33.756	104,32%
99.500	5.857	5.853	76.195	99,94%	5.857	99,94%
1.475.200	90.497	86.776	1.239.709	95,89%	90.497	95,89%
51.000	2.992	3.000	38.760	100,27%	2.992	100,27%
246.000	15.215	14.471	210.450	95,11%	15.215	95,11%
86.000	5.168	5.059	69.040	97,89%	5.168	97,89%
341.500	19.021	20.088	229.138	105,61%	19.021	105,61%
83.500	6.052	4.912	98.060	81,16%	6.052	81,16%
<b>3.515.500</b>	<b>210.545</b>	<b>206.794</b>	<b>2.800.864</b>	<b>98,22%</b>	<b>210.545</b>	<b>98,22%</b>

102.500	5.865	6.029	73.450	102,80%	5.865	102,80%
82.000	5.882	4.824	94.460	82,00%	5.882	82,00%
263.000	16.983	15.471	246.490	91,09%	16.983	91,09%
525.500	32.589	30.912	452.157	94,85%	32.589	94,85%
32.000	1.890	1.882	24.702	99,59%	1.890	99,59%
1.256.500	75.383	73.912	1.004.994	98,05%	75.383	98,05%
13.000	986	765	16.580	77,56%	986	77,56%
86.000	3.876	5.059	30.280	130,52%	3.876	130,52%
97.000	6.052	5.706	84.560	94,28%	6.052	94,28%
<b>2.457.500</b>	<b>149.506</b>	<b>144.559</b>	<b>2.027.674</b>	<b>96,69%</b>	<b>149.506</b>	<b>96,69%</b>

-	-	-	-	0,00%	-	0,00%
-	-	-	-	0,00%	-	0,00%
-	-	-	-	0,00%	-	0,00%
30.435	3.226	1.790	66.339	55,50%	3.226	55,50%
51.115	2.581	3.007	26.304	116,51%	2.581	116,51%
82.559	5.935	4.856	95.506	81,82%	5.935	81,82%
172.453	10.839	10.144	152.708	93,59%	10.839	93,59%
142.388	10.089	8.376	160.294	83,02%	10.089	83,02%
-	-	-	-	0,00%	-	0,00%
122.765	8.032	7.221	118.203	89,91%	8.032	89,91%
3.912	871	230	22.217	26,42%	871	26,42%
70.729	3.629	4.161	38.142	114,65%	3.629	114,65%
5.895	1.613	347	42.492	21,50%	1.613	21,50%
<b>682.251</b>	<b>46.815</b>	<b>40.132</b>	<b>722.205</b>	<b>85,73%</b>	<b>46.815</b>	<b>85,73%</b>

15.000	772	882	8.146	114,36%	772	114,36%
12.000	870	706	14.102	81,13%	870	81,13%
12.000	680	706	8.400	103,81%	680	103,81%
35.000	2.312	2.059	34.360	89,05%	2.312	89,05%
85.000	4.717	5.000	56.519	105,99%	4.717	105,99%
112.000	8.022	6.588	128.668	82,12%	8.022	82,12%
435.000	23.362	25.588	265.863	109,53%	23.362	109,53%
45.000	2.618	2.647	33.540	101,11%	2.618	101,11%
139.000	7.339	8.176	81.163	111,41%	7.339	111,41%
26.000	1.795	1.529	27.851	85,20%	1.795	85,20%
<b>916.000</b>	<b>52.487</b>	<b>53.882</b>	<b>658.612</b>	<b>102,66%</b>	<b>52.487</b>	<b>102,66%</b>

8.000	1.250	471	29.500	37,65%	1.250	37,65%
-------	-------	-----	--------	--------	-------	--------

33.660	1.800	1.980	20.340	110,00%	1.800	110,00%
90.000	6.793	5.294	113.783	77,94%	6.793	77,94%
98.630	6.730	5.802	103.266	86,21%	6.730	86,21%
230.745	12.825	13.573	154.010	105,83%	12.825	105,83%
119.670	6.615	7.039	78.766	106,42%	6.615	106,42%
70.555	4.507	4.150	64.655	92,09%	4.507	92,09%
13.860	806	815	10.334	101,10%	806	101,10%
665.120	41.326	39.125	574.654	94,67%	41.326	94,67%

82.551	4.751	4.856	59.977	102,21%	4.751	102,21%
158.270	8.539	9.310	97.903	109,03%	8.539	109,03%
92.454	7.091	5.438	120.271	76,70%	7.091	76,70%
223.611	13.150	13.154	170.876	100,03%	13.150	100,03%
151.705	9.046	8.924	119.674	98,65%	9.046	98,65%
281.015	16.995	16.530	228.845	97,26%	16.995	97,26%
473.277	27.618	27.840	355.260	100,80%	27.618	100,80%
27.765	2.052	1.633	33.781	79,61%	2.052	79,61%
1.089.466	63.120	64.086	804.129	101,53%	63.120	101,53%
482.043	28.403	28.355	370.045	99,83%	28.403	99,83%
254.656	13.885	14.980	161.887	107,89%	13.885	107,89%
209.063	11.962	12.298	149.796	102,81%	11.962	102,81%
329.536	19.074	19.384	242.696	101,63%	19.074	101,63%
169.696	9.942	9.982	128.564	100,40%	9.942	100,40%
4.025.108	235.627	236.771	3.043.704	100,49%	235.627	100,49%
12.261.479	736.306	721.263	9.827.712	97,96%	736.306	97,96%

281.093

6.000	306	353	3.180	115,34%	306	115,34%
291.258	19.132	17.133	282.712	89,55%	19.132	89,55%
86.092	4.305	5.064	43.059	117,63%	4.305	117,63%
60.914	3.400	3.583	41.097	105,38%	3.400	105,38%
411.468	23.582	24.204	295.981	102,64%	23.582	102,64%
55.435	3.399	3.261	46.543	95,93%	3.399	95,93%
132.287	6.207	7.782	53.928	125,36%	6.207	125,36%
422.200	28.463	24.835	431.679	87,26%	28.463	87,26%
204.565	9.425	12.033	78.178	127,68%	9.425	127,68%
1.670.219	98.219	98.248	1.276.357	100,03%	98.219	100,03%

1.000	102	59	2.060	57,67%	102	57,67%
30.000	2.040	1.765	31.200	86,51%	2.040	86,51%
24.000	1.020	1.412	6.600	138,41%	1.020	138,41%
202.678	12.322	11.922	166.986	96,75%	12.322	96,75%
257.678	15.484	15.158	206.846	97,89%	15.484	97,89%

-	-	-	-	0,00%	-	0,00%
70.721	3.863	4.160	45.165	107,69%	3.863	107,69%
9.807	535	577	6.228	107,93%	535	107,93%
-	802	-	24.057	0,00%	802	0,00%
19.681	1.002	1.158	10.372	115,57%	1.002	115,57%
11.850	767	697	11.167	90,85%	767	90,85%
-	267	-	8.008	0,00%	267	0,00%
109.150	1.605	6.421	60.989	399,95%	1.605	399,95%
-	-	-	-	0,00%	-	0,00%
5.952	1.067	350	26.060	32,81%	1.067	32,81%
227.161	9.908	13.362	70.069	134,87%	9.908	134,87%

46.000	2.040	2.706	15.200	132,64%	2.040	132,64%
-	-	-	-	0,00%	-	0,00%
102.000	4.284	6.000	26.520	140,06%	4.284	140,06%
148.000	6.324	8.706	41.720	137,66%	6.324	137,66%

42.000	3.060	2.471	49.800	80,74%	3.060	80,74%
12.000	1.020	706	18.600	69,20%	1.020	69,20%
133.571	5.085	7.857	18.981	154,51%	5.085	154,51%
14.880	102	875	11.820	858,13%	102	858,13%
-	68	-	2.040	0,00%	68	0,00%
36.000	1.088	2.118	3.360	194,64%	1.088	194,64%
135.481	12.989	7.969	254.183	61,36%	12.989	61,36%
373.932	23.412	21.996	328.425	93,95%	23.412	93,95%

172.824	11.423	10.166	169.869	89,00%	11.423	89,00%
47.128	1.932	2.772	10.817	143,53%	1.932	143,53%
43.176	-	2.540	43.176	0,00%	-	0,00%
165.164	8.314	9.716	84.248	116,86%	8.314	116,86%
15.872	809	934	8.412	115,34%	809	115,34%
-	-	-	-	0,00%	-	0,00%
308.644	12.219	18.156	57.924	148,59%	12.219	148,59%
44.640	2.041	2.626	16.576	128,69%	2.041	128,69%
140.642	6.536	8.273	55.450	126,57%	6.536	126,57%
938.090	43.274	55.182	360.121	127,52%	43.274	127,52%
3.615.080	196.621	212.652	2.283.537	108,15%	196.621	108,15%

3.278.695	163.983	192.864	1.640.806	117,61%	163.983	117,61%
3.278.695	163.983	192.864	1.640.806	117,61%	163.983	117,61%

208.859

-	-	-	-	0,00%	-	0,00%
141.000	7.667	8.294	89.000	108,18%	7.667	108,18%
14.000	533	824	2.000	154,41%	533	154,41%
166.000	9.167	9.765	109.000	106,52%	9.167	106,52%

322.100	19.357	18.947	258.600	97,88%	19.357	97,88%
237.000	14.300	13.941	192.000	97,49%	14.300	97,49%
248.000	15.767	14.588	225.000	92,53%	15.767	92,53%
809.000	41.033	47.588	422.000	115,97%	41.033	115,97%
89.000	5.100	5.235	64.000	102,65%	5.100	102,65%
338.000	19.417	19.882	244.500	102,40%	19.417	102,40%
30.000	2.033	1.765	31.000	86,79%	2.033	86,79%
243.000	13.600	14.294	165.000	105,10%	13.600	105,10%
713.000	40.600	41.941	505.000	103,30%	40.600	103,30%
29.000	1.600	1.706	19.000	106,62%	1.600	106,62%
3.379.100	190.173	198.771	2.326.100	104,52%	190.173	104,52%

-	-	-	-	0,00%	-	0,00%
-	-	-	-	0,00%	-	0,00%
-	-	-	-	0,00%	-	0,00%
-	-	-	-	0,00%	-	0,00%
-	-	-	-	0,00%	-	0,00%
-	-	-	-	0,00%	-	0,00%
-	-	-	-	0,00%	-	0,00%
-	-	-	-	0,00%	-	0,00%
-	-	-	-	0,00%	-	0,00%
-	-	-	-	0,00%	-	0,00%
-	-	-	-	0,00%	-	0,00%
-	-	-	-	0,00%	-	0,00%
-	-	-	-	0,00%	-	0,00%
-	-	-	-	0,00%	-	0,00%
-	-	-	-	0,00%	-	0,00%
-	-	-	-	0,00%	-	0,00%
-	-	-	-	0,00%	-	0,00%
-	-	-	-	0,00%	-	0,00%
-	-	-	-	0,00%	-	0,00%
3.379.100	190.173	198.771	2.326.100	104,52%	190.173	104,52%

5.000	323	294	4.677	91,18%	323	91,18%
293.000	16.355	17.235	197.645	105,38%	16.355	105,38%
167.000	8.935	9.824	101.065	109,94%	8.935	109,94%
294.000	16.710	17.294	207.290	103,50%	16.710	103,50%
732.100	42.353	43.065	538.497	101,68%	42.353	101,68%
500.950	28.415	29.468	351.485	103,71%	28.415	103,71%
320.000	19.435	18.824	263.065	96,85%	19.435	96,85%
2.225.600	128.355	130.918	1.625.045	102,00%	128.355	102,00%
182.250	9.815	10.721	112.185	109,23%	9.815	109,23%
1.569.950	91.794	92.350	1.183.856	100,61%	91.794	100,61%
13.000	806	765	11.194	94,82%	806	94,82%
85.000	5.548	5.000	81.452	90,12%	5.548	90,12%
497.000	28.742	29.235	365.258	101,72%	28.742	101,72%
885.500	50.466	52.088	628.484	103,21%	50.466	103,21%
156.500	9.210	9.206	119.790	99,96%	9.210	99,96%
7.926.850	457.261	466.285	5.790.989	101,97%	457.261	101,97%

76.000	3.806	4.471	38.194	117,45%	3.806	117,45%
91.000	5.129	5.353	62.871	104,37%	5.129	104,37%
315.000	18.161	18.529	229.839	102,03%	18.161	102,03%
633.500	35.081	37.265	418.919	106,23%	35.081	106,23%
2.000	194	118	3.806	60,78%	194	60,78%
1.213.500	69.274	71.382	864.726	103,04%	69.274	103,04%
10.000	548	588	6.452	107,27%	548	107,27%
70.000	3.484	4.118	34.516	118,19%	3.484	118,19%
92.000	5.161	5.412	62.839	104,85%	5.161	104,85%
2.503.000	140.839	147.235	1.722.161	104,54%	140.839	104,54%

-	-	-	-	0,00%	-	0,00%
83.218	4.419	4.895	49.363	110,77%	4.419	110,77%
-	-	-	-	0,00%	-	0,00%
35.229	2.500	2.072	39.771	82,89%	2.500	82,89%
61.708	3.984	3.630	57.808	91,11%	3.984	91,11%
111.748	6.226	6.573	75.026	105,58%	6.226	105,58%
151.833	8.194	8.931	93.973	109,00%	8.194	109,00%
115.326	5.952	6.784	63.222	113,98%	5.952	113,98%
-	-	-	-	0,00%	-	0,00%
33.283	2.016	1.958	27.201	97,11%	2.016	97,11%
85.123	4.790	5.007	58.587	104,53%	4.790	104,53%
1.937	194	114	3.869	58,87%	194	58,87%
679.405	38.274	39.965	468.821	104,42%	38.274	104,42%

13.000	903	765	14.097	84,66%	903	84,66%
31.000	1.968	1.824	28.032	92,67%	1.968	92,67%
44.000	2.419	2.588	28.581	106,98%	2.419	106,98%
12.000	935	706	16.065	75,46%	935	75,46%
70.000	3.839	4.118	45.161	107,27%	3.839	107,27%
161.000	8.677	9.471	99.323	109,14%	8.677	109,14%
423.000	23.565	24.882	283.935	105,59%	23.565	105,59%
47.000	2.548	2.765	29.452	108,49%	2.548	108,49%
71.000	3.387	4.176	30.613	123,31%	3.387	123,31%
16.000	903	941	11.097	104,20%	903	104,20%
888.000	49.145	52.235	586.355	106,29%	49.145	106,29%

14.000	1.050	824	17.500	78,43%	1.050	78,43%
35.640	1.800	2.096	18.360	116,47%	1.800	116,47%
96.000	4.825	5.647	48.756	117,03%	4.825	117,03%
96.530	4.993	5.678	53.265	113,72%	4.993	113,72%
154.905	8.535	9.112	101.135	106,77%	8.535	106,77%
81.810	4.242	4.812	45.449	113,45%	4.242	113,45%
35.930	2.997	2.114	53.979	70,52%	2.997	70,52%
17.730	1.129	1.043	16.141	92,37%	1.129	92,37%
532.545	29.571	31.326	354.585	105,94%	29.571	105,94%

15.345	735	903	6.690	122,89%	735	122,89%
70.785	3.928	4.164	47.057	106,00%	3.928	106,00%
45.917	2.788	2.701	37.726	96,88%	2.788	96,88%
135.630	8.974	7.978	133.586	88,91%	8.974	88,91%
86.128	4.961	5.066	62.716	102,11%	4.961	102,11%
100.274	5.790	5.898	73.423	101,88%	5.790	101,88%
264.737	14.392	15.573	167.029	108,20%	14.392	108,20%
27.698	1.852	1.629	27.870	87,96%	1.852	87,96%
624.952	34.047	36.762	396.464	107,97%	34.047	107,97%
451.857	25.164	26.580	303.059	105,63%	25.164	105,63%
69.763	3.736	4.104	42.331	109,83%	3.736	109,83%
151.444	8.606	8.908	106.724	103,52%	8.606	103,52%
91.410	5.297	5.377	67.485	101,52%	5.297	101,52%
129.920	6.537	7.642	66.180	116,91%	6.537	116,91%
2.265.860	126.807	133.286	1.538.340	105,11%	126.807	105,11%
14.795.660	841.897	870.333	10.461.251	103,38%	841.897	103,38%

14.679.843

1.000	33	59	-	176,47%	33	176,47%
83.000	4.900	4.882	64.000	99,64%	4.900	99,64%
53.000	3.165	3.118	41.935	98,52%	3.165	98,52%
38.000	2.067	2.235	24.000	108,16%	2.067	108,16%
202.800	11.595	11.929	145.055	102,88%	11.595	102,88%
187.000	10.950	11.000	141.500	100,46%	10.950	100,46%
98.000	6.183	5.765	87.500	93,23%	6.183	93,23%
1.532.750	93.461	90.162	1.271.084	96,47%	93.461	96,47%
36.250	2.100	2.132	26.750	101,54%	2.100	101,54%
245.800	14.130	14.459	178.092	102,33%	14.130	102,33%
14.000	600	824	4.000	137,25%	600	137,25%
23.000	683	1.353	2.500	197,99%	683	197,99%
180.000	10.967	10.588	149.000	96,55%	10.967	96,55%
204.000	11.783	12.000	149.500	101,84%	11.783	101,84%
17.000	1.033	1.000	14.000	96,77%	1.033	96,77%
2.915.600	173.651	171.506	2.293.916	98,76%	173.651	98,76%

19.500	1.083	1.147	13.000	105,88%	1.083	105,88%
12.000	665	706	7.935	106,23%	665	106,23%
8.000	533	471	8.000	88,24%	533	88,24%
20.000	1.600	1.176	28.000	73,53%	1.600	73,53%
55.000	3.133	3.235	39.000	103,25%	3.133	103,25%
277.000	15.364	16.294	183.919	106,05%	15.364	106,05%
280.500	15.495	16.500	184.339	106,49%	15.495	106,49%
3.000	329	176	6.871	53,63%	329	53,63%
24.000	1.200	1.412	12.000	117,65%	1.200	117,65%
13.000	800	765	11.000	95,59%	800	95,59%
712.000	40.202	41.882	494.065	104,18%	40.202	104,18%

23.605	1.468	1.389	20.427	94,60%	1.468	94,60%
-	-	-	-	0,00%	-	0,00%
-	-	-	-	0,00%	-	0,00%
11.754	435	691	1.311	158,77%	435	158,77%
6.847	1.019	403	23.734	39,51%	1.019	39,51%
32.411	2.645	1.907	46.944	72,08%	2.645	72,08%
21.590	1.387	1.270	20.023	91,56%	1.387	91,56%
53.588	3.468	3.152	50.444	90,90%	3.468	90,90%
11.739	952	691	16.809	72,56%	952	72,56%
23.606	1.906	1.389	33.588	72,84%	1.906	72,84%
-	129	-	3.871	0,00%	129	0,00%
185.140	13.410	10.891	217.150	81,21%	13.410	81,21%

1.980	99	116	990	117,65%	99	117,65%
34.650	2.203	2.038	31.433	92,53%	2.203	92,53%
6.923	412	407	5.446	98,77%	412	98,77%
44.550	2.999	2.621	45.429	87,37%	2.999	87,37%
27.029	1.657	1.590	22.676	95,96%	1.657	95,96%
50.490	3.087	2.970	42.117	96,21%	3.087	96,21%
97.716	6.443	5.748	95.577	89,21%	6.443	89,21%
1.980	66	116	-	176,47%	66	176,47%
161.740	9.671	9.514	128.399	98,37%	9.671	98,37%
81.635	5.093	4.802	71.153	94,29%	5.093	94,29%
7.920	627	466	10.890	74,30%	627	74,30%
51.975	2.987	3.057	37.620	102,37%	2.987	102,37%
26.174	1.606	1.540	21.994	95,89%	1.606	95,89%
30.166	1.810	1.774	24.129	98,05%	1.810	98,05%
624.928	38.759	36.760	537.852	94,84%	38.759	94,84%
4.437.668	266.022	261.039	3.542.983	98,13%	266.022	98,13%

## REGIONAL

## SUR

TOTAL DESPACHO AL 17/SEP/09	PROMEDIO DÍA PROGRAMADO INICIAL	PROMEDIO DÍA DESPACHADO	SALDO	CUMP. (%)	PROMEDIO DÍA PROGRAMADO AJUSTADO	CUMP. AJUSTADO (%)
-----------------------------	---------------------------------	-------------------------	-------	-----------	----------------------------------	--------------------

27.648	1.550	1.626	18.864	104,90%	1.550	104,90%
27.648	1.550	1.626	18.864	104,90%	1.550	104,90%

47.831	2.304	2.814	21.301	122,10%	2.304	122,10%
28.914	2.085	1.701	33.629	81,58%	2.085	81,58%
97.670	5.625	5.745	71.090	102,13%	5.625	102,13%
171.433	9.641	10.084	117.786	104,60%	9.641	104,60%
385.241	22.859	22.661	300.518	99,14%	22.859	99,14%
466.408	24.169	27.436	258.663	113,52%	24.169	113,52%
9.966	-	586	9.966	0,00%	-	0,00%
56.828	3.152	3.343	37.746	106,04%	3.152	106,04%
115.344	6.352	6.785	75.213	106,82%	6.352	106,82%
1.379.635	76.187	81.155	905.980	106,52%	76.187	106,52%

1.959.058 755.334

25.740	1.986	1.514	33.838	76,24%	1.986	76,24%
45.045	2.659	2.650	34.729	99,65%	2.659	99,65%
224.812	14.277	13.224	203.513	92,62%	14.277	92,62%
41.664	2.529	2.451	34.219	96,89%	2.529	96,89%
165.928	9.603	9.760	122.155	101,64%	9.603	101,64%
503.189	31.055	29.599	428.454	95,31%	31.055	95,31%

42.725	2.264	2.513	25.182	111,03%	2.264	111,03%
9.937	541	585	6.279	108,14%	541	108,14%
51.671	3.074	3.039	40.563	98,86%	3.074	98,86%
147.055	6.790	8.650	56.651	127,39%	6.790	127,39%
392.984	24.662	23.117	346.876	93,73%	24.662	93,73%
476.533	28.260	28.031	371.261	99,19%	28.260	99,19%
142.093	8.176	8.358	103.181	102,23%	8.176	102,23%
1.262.998	73.766	74.294	949.993	100,72%	73.766	100,72%

31.654	1.814	1.862	22.776	102,63%	1.814	102,63%
49.462	2.419	2.910	23.109	120,28%	2.419	120,28%
4.946	336	291	5.136	86,58%	336	86,58%
91.210	6.245	5.365	96.150	85,91%	6.245	85,91%
142.752	8.427	8.397	110.063	99,64%	8.427	99,64%
451.053	24.979	26.533	298.316	106,22%	24.979	106,22%
519.561	30.664	30.562	400.369	99,67%	30.664	99,67%
222.588	12.449	13.093	150.887	105,17%	12.449	105,17%
233.854	13.572	13.756	173.297	101,36%	13.572	101,36%
1.747.080	100.906	102.769	1.280.103	101,85%	100.906	101,85%

243.690	15.868	14.335	232.338	90,34%	15.868	90,34%
115.210	6.755	6.777	87.441	100,33%	6.755	100,33%
12.870	606	757	5.302	124,98%	606	124,98%
938.244	53.707	55.191	672.967	102,76%	53.707	102,76%
1.199.962	73.150	70.586	994.536	96,49%	73.150	96,49%
1.060.346	64.114	62.373	863.061	97,29%	64.114	97,29%
1.060.637	59.553	62.390	725.949	104,76%	59.553	104,76%
1.358.354	78.445	79.903	994.988	101,86%	78.445	101,86%
1.298.413	79.020	76.377	1.072.185	96,66%	79.020	96,66%
485.007	29.908	28.530	412.222	95,39%	29.908	95,39%
-	-	-	-	0,00%	-	0,00%
3.958	-	233	3.958	0,00%	233	0,00%
1.264.847	77.749	74.403	1.067.608	95,70%	77.749	95,70%
348.520	19.789	20.501	245.140	103,60%	19.789	103,60%
126.200	8.076	7.424	116.072	91,92%	8.076	91,92%

9.516.258	566.737	559.780	7.485.853	98,77%	566.504	98,81%	
14.436.808	850.202	849.224	11.069.246	99,88%	849.969	99,91%	

606	639	36	18.552	5,58%	639	5,58%
606	639	36	18.552	5,58%	639	5,58%

-	275	-	8.240	0,00%	275	0,00%
-	-	-	-	0,00%	-	0,00%
-	-	-	-	0,00%	-	0,00%
53.824	3.301	3.166	45.210	95,91%	3.301	95,91%
177.592	8.754	10.447	85.020	119,34%	8.754	119,34%
27.916	1.521	1.642	17.724	107,94%	1.521	107,94%
305.945	15.985	17.997	173.598	112,59%	15.985	112,59%
75.810	4.428	4.459	57.028	100,71%	4.428	100,71%
641.087	34.264	37.711	386.820	110,06%	34.264	110,06%

-	-	-	-	0,00%	-	0,00%
-	645	-	19.355	0,00%	645	0,00%
2.969	103	175	120	169,62%	103	169,62%
27.720	2.060	1.631	34.080	79,16%	2.060	79,16%
-	-	-	-	0,00%	-	0,00%
3.959	137	233	160	169,62%	137	169,62%
43.889	2.104	2.582	19.233	122,70%	2.104	122,70%
-	-	-	-	0,00%	-	0,00%
45.526	2.266	2.678	22.452	118,18%	2.266	118,18%
124.063	7.315	7.298	95.400	99,76%	7.315	99,76%

112.282	8.408	6.605	139.972	78,55%	8.408	78,55%
15.900	689	935	4.778	135,69%	689	135,69%
24.843	1.447	1.461	18.577	100,97%	1.447	100,97%
11.925	414	701	482	169,62%	414	169,62%
164.950	10.959	9.703	163.809	88,54%	10.959	88,54%

5.936	548	349	10.517	63,67%	548	63,67%
174.110	10.418	10.242	138.433	98,31%	10.418	98,31%
3.956	137	233	157	169,75%	137	169,75%
16.816	1.302	989	22.256	75,95%	1.302	75,95%
51.449	4.250	3.026	76.053	71,21%	4.250	71,21%
-	-	-	-	0,00%	-	0,00%
100.897	4.432	5.935	32.048	133,93%	4.432	133,93%
4.946	343	291	5.336	84,89%	343	84,89%
-	-	-	-	0,00%	-	0,00%
29.677	1.988	1.746	29.951	87,83%	1.988	87,83%
-	754	-	22.620	0,00%	754	0,00%
387.787	24.172	22.811	337.373	94,37%	24.172	94,37%

33.660	2.849	1.980	51.824	69,49%	2.849	69,49%
-	275	-	8.238	0,00%	275	0,00%
252.394	17.008	14.847	257.861	87,29%	17.008	87,29%
55.433	3.742	3.261	56.816	87,15%	3.742	87,15%
137.588	7.791	8.093	96.143	103,88%	7.791	103,88%
347.422	19.334	20.437	232.591	105,70%	19.334	105,70%
238.559	13.834	14.033	176.463	101,44%	13.834	101,44%
209.785	9.815	12.340	84.664	125,73%	9.815	125,73%
560.266	35.462	32.957	503.580	92,94%	35.462	92,94%
886.131	48.458	52.125	567.614	107,57%	48.458	107,57%
3.959	-	233	3.959	0,00%	-	0,00%
612.678	37.518	36.040	512.855	96,06%	37.518	96,06%
51.473	3.536	3.028	54.599	85,64%	3.536	85,64%
196.911	8.820	11.583	67.680	131,33%	8.820	131,33%
728.506	44.638	42.853	610.649	96,00%	44.638	96,00%
4.314.765	253.079	253.810	3.277.617	100,29%	253.079	100,29%
5.633.258	330.428	331.368	4.279.572	100,28%	330.428	100,28%

208.859

36.874	2.036	2.169	24.219	106,51%	2.036	106,51%
--------	-------	-------	--------	---------	-------	---------

90.706	5.479	5.336	73.651	97,39%	5.479	97,39%
168.938	9.063	9.938	102.965	109,64%	9.063	109,64%
517.877	28.506	30.463	337.301	106,87%	28.506	106,87%
172.425	14.590	10.143	265.266	69,52%	14.590	69,52%
156.487	10.326	9.205	153.292	89,15%	10.326	89,15%
1.143.307	70.000	67.253	956.693	96,08%	70.000	96,08%

94.442	6.806	5.555	109.730	81,63%	6.806	81,63%
94.442	6.806	5.555	109.730	81,63%	6.806	81,63%

93.795	5.407	5.517	68.402	102,05%	5.407	102,05%
235.728	14.003	13.866	184.358	99,03%	14.003	99,03%
260.604	15.900	15.330	216.388	96,41%	15.900	96,41%
111.626	5.900	6.566	65.362	111,30%	5.900	111,30%
276.180	16.289	16.246	212.503	99,73%	16.289	99,73%
696.807	39.840	40.989	498.400	102,88%	39.840	102,88%
8.969	418	528	3.568	0,00%	418	0,00%
431.700	25.279	25.394	326.662	100,46%	25.279	100,46%
286.207	17.695	16.836	244.642	95,14%	17.695	95,14%
2.401.616	140.730	141.272	1.820.286	100,38%	140.730	100,38%

27.720	1.725	1.631	24.015	94,55%	1.725	94,55%
52.965	2.970	3.116	36.135	104,90%	2.970	104,90%
250.634	15.629	14.743	218.250	94,33%	15.629	94,33%
-	-	-	-	0,00%	-	0,00%
91.109	5.687	5.359	79.489	94,25%	5.687	94,25%
145.433	6.628	8.555	53.409	129,07%	6.628	129,07%
567.861	32.639	33.404	411.298	102,34%	32.639	102,34%

30.698	1.629	1.806	18.179	110,84%	1.629	110,84%
10.894	575	641	6.359	111,43%	575	111,43%
15.847	1.054	932	15.782	88,42%	1.054	88,42%
71.300	4.089	4.194	51.379	102,56%	4.089	102,56%
308.482	16.836	18.146	196.588	107,78%	16.836	107,78%
413.101	21.619	24.300	235.474	112,40%	21.619	112,40%
191.133	10.989	11.243	138.547	102,31%	10.989	102,31%
1.041.455	56.792	61.262	662.307	107,87%	56.792	107,87%

23.645	1.175	1.391	11.603	118,38%	1.175	118,38%
145.785	7.939	8.576	92.400	108,01%	7.939	108,01%
12.803	826	753	11.978	91,17%	826	91,17%
100.858	5.980	5.933	78.556	99,20%	5.980	99,20%
222.068	12.005	13.063	138.080	108,81%	12.005	108,81%
386.502	21.847	22.735	268.915	104,07%	21.847	104,07%
432.759	26.570	25.456	364.332	95,81%	26.570	95,81%
260.602	14.625	15.330	178.155	104,82%	14.625	104,82%
205.878	11.982	12.110	153.592	101,07%	11.982	101,07%
1.790.900	102.950	105.347	1.297.610	102,33%	102.950	102,33%

195.925	10.790	11.525	127.774	106,81%	10.790	106,81%
88.116	4.764	5.183	54.813	108,79%	4.764	108,79%
45.833	2.067	2.696	16.170	130,45%	2.067	130,45%
-	-	-	-	0,00%	-	0,00%
-	-	-	-	0,00%	-	0,00%
1.091.621	64.188	64.213	834.021	100,04%	64.188	100,04%
1.151.960	65.707	67.762	819.263	103,13%	65.707	103,13%
791.454	45.154	46.556	563.151	103,11%	45.154	103,11%
1.209.923	66.958	71.172	798.819	106,29%	66.958	106,29%
701.613	40.738	41.271	520.517	101,31%	40.738	101,31%
692.503	40.627	40.735	526.313	100,27%	40.627	100,27%
-	-	-	-	0,00%	-	0,00%
1.133.563	64.085	66.680	788.981	104,05%	64.085	104,05%
-	-	-	-	0,00%	-	0,00%
1.016.843	60.349	59.814	793.622	99,11%	60.349	99,11%
275.985	14.934	16.234	172.050	108,70%	14.934	108,70%
142.916	8.522	8.407	112.731	98,65%	8.522	98,65%
8.538.255	488.883	502.250	6.128.225	102,73%	488.883	102,73%
14.434.529	828.800	849.090	10.429.456	102,45%	828.800	102,45%

14.550.346

13.972	882	822	12.484	93,20%	882	93,20%
42.365	2.339	2.492	27.793	106,56%	2.339	106,56%
38.874	2.129	2.287	24.993	107,41%	2.129	107,41%
13.956	644	821	5.366	127,46%	644	127,46%
70.257	4.170	4.133	54.844	99,11%	4.170	99,11%
175.667	9.757	10.333	117.041	105,91%	9.757	105,91%
997	-			0,00%	-	0,00%
84.745	5.153	4.985	69.831	96,75%	5.153	96,75%
79.276	5.255	4.663	78.385	88,73%	5.255	88,73%
520.109	30.328	30.536	390.737	100,68%	30.328	100,68%

76.884	4.256	4.523	50.805	106,26%	4.256	106,26%
50.473	2.369	2.969	20.609	125,31%	2.369	125,31%
9.850	569	579	7.230	101,77%	569	101,77%
524.086	30.995	30.829	405.756	99,46%	30.995	99,46%
308.366	19.140	18.139	265.841	94,77%	19.140	94,77%
177.682	10.030	10.452	123.214	104,21%	10.030	104,21%
910.570	51.588	53.563	637.081	103,83%	51.588	103,83%
328.148	18.892	19.303	238.624	102,17%	18.892	102,17%
309.297	19.988	18.194	290.344	91,02%	19.988	91,02%
694.389	40.463	40.846	519.512	100,95%	40.463	100,95%
328.570	18.433	19.328	224.408	104,86%	18.433	104,86%
26.325	1.438	1.549	16.819	107,68%	1.438	107,68%
16.268	1.073	957	15.911	89,21%	1.073	89,21%
3.760.908	219.235	221.230	2.816.153	100,91%	219.235	100,91%
4.281.017	249.564	251.766	3.206.890	100,88%	249.564	100,88%

TOTAL DESPACHO AL 17/SEP/09	PROMEDIO DÍA PROGRAMADO INICIAL	PROMEDIO DÍA DESPACHADO	SALDO	CUMP. (%)	PROMEDIO DÍA PROGRAMADO AJUSTADO	CUMP. AJUSTADO (%)
-----------------------------	---------------------------------	-------------------------	-------	-----------	----------------------------------	--------------------

577.297	35.019	33.959	473.274	96,97%	35.019	96,97%
356.071	19.995	20.945	243.778	104,75%	19.995	104,75%
200.454	13.117	11.791	193.047	89,90%	13.117	89,90%
1.352.426	78.854	79.554	1.013.208	100,89%	78.854	100,89%
1.942.859	119.634	114.286	1.646.149	95,53%	119.634	95,53%
2.433.248	147.934	143.132	2.004.760	96,75%	147.934	96,75%
4.166.932	245.359	245.114	3.193.841	99,90%	245.359	99,90%
159.265	9.798	9.369	134.678	95,62%	9.798	95,62%
7.495.384	439.196	440.905	5.680.495	100,39%	439.196	100,39%
2.554.303	153.618	150.253	2.054.250	97,81%	153.618	97,81%
504.614	29.100	29.683	368.379	102,00%	28.867	102,83%
1.163.062	69.644	68.415	926.247	98,24%	69.644	98,24%
2.902.691	169.197	170.747	2.173.207	100,92%	169.197	100,92%
508.291	33.530	29.899	497.599	89,17%	33.530	89,17%
32.870	2.726	1.934	48.904	70,93%	2.726	70,93%
348.520	19.789	20.501	245.140	103,60%	19.789	103,60%
26.698.287	1.586.508	1.570.487	20.896.957	98,99%	1.586.275	99,00%
27.277.710						
39.660	3.430	2.333	63.244	68,01%	3.430	68,01%
579.812	29.311	34.107	299.504	116,36%	29.311	116,36%
530.246	34.407	31.191	501.967	90,65%	34.407	90,65%
292.096	17.331	17.182	227.828	99,14%	17.331	99,14%
1.244.269	70.152	73.192	860.295	104,33%	70.152	104,33%
462.640	23.249	27.214	234.843	117,05%	23.249	117,05%
809.271	47.685	47.604	621.267	99,83%	47.685	99,83%
5.952.598	313.647	350.153	3.456.806	111,64%	313.647	111,64%
53.545	2.383	3.150	17.954	132,16%	2.383	132,16%
1.212.926	69.528	71.349	872.919	102,62%	69.528	102,62%
140.557	7.894	8.268	96.263	104,74%	7.894	104,74%
51.449	4.250	3.026	76.053	71,21%	4.250	71,21%
624.528	38.285	36.737	524.022	95,96%	38.285	95,96%
226.588	10.807	13.329	97.632	123,33%	10.807	123,33%
238.559	13.834	14.033	176.463	101,44%	13.834	101,44%
16.816	1.302	989	22.256	75,95%	1.302	75,95%
51.473	3.536	3.028	54.599	85,64%	3.536	85,64%
12.527.033	691.032	736.884	8.203.914	106,64%	691.032	106,64%
-						
141.000	7.667	8.294	89.000	108,18%	7.667	108,18%
36.874	2.036	2.169	24.219	106,51%	2.036	106,51%
14.000	533	824	2.000	154,41%	533	154,41%
166.000	9.167	9.765	109.000	106,52%	9.167	106,52%
412.806	24.835	24.283	332.251	97,78%	24.835	97,78%
405.938	23.363	23.879	294.965	102,21%	23.363	102,21%
248.000	15.767	14.588	225.000	92,53%	15.767	92,53%
809.000	41.033	47.588	422.000	115,97%	41.033	115,97%
89.000	5.100	5.235	64.000	102,65%	5.100	102,65%
855.877	47.923	50.346	581.801	105,06%	47.923	105,06%
30.000	2.033	1.765	31.000	86,79%	2.033	86,79%
415.425	28.190	24.437	430.266	86,69%	28.190	86,69%
869.487	50.926	51.146	658.292	100,43%	50.926	100,43%
29.000	1.600	1.706	19.000	106,62%	1.600	106,62%
4.522.407	260.173	266.024	3.282.793	102,25%	260.173	102,25%

#¡REF! #¡REF!

#¡REF! #¡REF!

#¡REF! #¡REF!

3.942.984

429.763	23.593	25.280	278.013	107,15%	23.593	107,15%		
486.440	26.797	28.614	317.477	106,78%	26.797	106,78%		
257.833	14.020	15.167	162.767	108,18%	14.020	108,18%		
383.917	21.917	22.583	273.597	103,04%	21.917	103,04%		
2.459.722	143.677	144.690	1.850.584	100,70%	143.677	100,70%		
2.290.241	131.978	134.720	1.669.089	102,08%	131.978	102,08%		
2.038.750	117.325	119.926	1.481.009	102,22%	117.325	102,22%		
5.715.550	323.129	336.209	3.978.333	104,05%	323.129	104,05%		
211.948	11.860	12.468	143.862	105,12%	11.860	105,12%		
6.513.702	370.789	383.159	4.609.959	103,34%	370.789	103,34%		
1.750.344	102.534	102.961	1.325.667	100,42%	102.534	100,42%		
154.763	9.285	9.104	123.782	98,05%	9.285	98,05%		
2.655.701	152.136	156.218	1.908.374	102,68%	152.136	102,68%		
3.066.257	176.196	180.368	2.219.638	102,37%	176.196	102,37%		
539.273	30.526	31.722	376.507	103,92%	30.526	103,92%		
275.985	14.934	16.234	172.050	108,70%	14.934	108,70%		
29.230.189	1.670.697	1.719.423	20.890.707	102,92%	1.670.697	102,92%	#jREF!	#jREF!

-

113.336	6.354	6.667	77.278	104,93%	6.354	104,93%		
168.123	9.472	9.890	116.042	104,41%	9.472	104,41%		
74.850	4.398	4.403	57.101	100,10%	4.398	100,10%		
52.923	3.012	3.113	37.446	103,35%	3.012	103,35%		
837.406	49.396	49.259	644.460	99,72%	49.396	99,72%		
593.023	35.911	34.884	484.321	97,14%	35.911	97,14%		
401.975	24.097	23.646	320.931	98,13%	24.097	98,13%		
2.920.704	173.672	171.806	2.289.449	98,93%	173.672	98,93%		
38.230	2.166	2.249	26.750	103,82%	2.166	103,82%		
1.213.445	69.332	71.379	866.519	102,95%	69.332	102,95%		
459.517	29.149	26.972	415.941	92,53%	29.149	92,53%		
30.920	1.310	1.819	8.390	138,81%	1.310	138,81%		
1.025.848	60.850	60.344	799.643	99,17%	60.850	99,17%		
685.626	40.183	40.331	519.875	100,37%	40.183	100,37%		
76.434	4.845	4.496	68.911	92,80%	4.845	92,80%		
26.325	1.438	1.549	16.819	107,68%	1.438	107,68%		
8.718.685	515.585	512.805	6.749.873	99,46%	515.585	99,46%	#jREF!	#jREF!





Green bar

Green bar

Green bar

Green bar

Green bar

Green bar  
Red bar

Green bar




\_\_\_\_\_

\_\_\_\_\_

\_\_\_\_\_

\_\_\_\_\_

\_\_\_\_\_













[Redacted]

[Redacted]

[Redacted]

[Redacted]

[Redacted]

[Redacted]



#jREF!

#jREF!

#jREF!

#jREF!

#jREF!





Green bar

Green bar

Green bar

Green bar

Green bar

Green bar  
Red bar

Green bar




\_\_\_\_\_

\_\_\_\_\_

\_\_\_\_\_

\_\_\_\_\_

\_\_\_\_\_









\_\_\_\_\_

\_\_\_\_\_

\_\_\_\_\_

\_\_\_\_\_

\_\_\_\_\_

\_\_\_\_\_



[Redacted]

[Redacted]

[Redacted]

[Redacted]

[Redacted]

[Redacted]











Green bar

Green bar

Green bar

Green bar

Green bar

Green bar  
Red bar

Green bar



\_\_\_\_\_

\_\_\_\_\_

\_\_\_\_\_

\_\_\_\_\_

\_\_\_\_\_

























Green bar

Green bar

Green bar

Green bar

Green bar

Green bar  
Red bar

Green bar




\_\_\_\_\_

\_\_\_\_\_

\_\_\_\_\_

\_\_\_\_\_

\_\_\_\_\_





















\_\_\_\_\_

\_\_\_\_\_

\_\_\_\_\_

\_\_\_\_\_



\_\_\_\_\_

\_\_\_\_\_

\_\_\_\_\_

\_\_\_\_\_

\_\_\_\_\_

\_\_\_\_\_

\_\_\_\_\_



\_\_\_\_\_

\_\_\_\_\_

\_\_\_\_\_

\_\_\_\_\_

\_\_\_\_\_